

INVESTMENT SERVICES

SETUP GUIDE

You don't have to tackle forex trading alone. Leave the heavy lifting to us and our robots as we grow your account.

Select one or more of our copier services you'd like to copy. We will connect your account, monitor it and you can watch it grow!



WHAT IS A FOREX BROKER?

A Forex broker is a financial entity that plays a pivotal role in connecting individual traders to the expansive foreign exchange market. In essence, it serves as an intermediary, allowing retail traders to participate in currency trading without direct access to the interbank market where major financial institutions conduct their transactions. Forex brokers offer online trading platforms through which individuals can buy or sell currency pairs, engaging in speculation on the rise or fall of exchange rates. These platforms come equipped with various tools and features, including charts, technical analysis indicators, and economic calendars, aiding traders in making informed decisions. Additionally, brokers often provide leverage, allowing traders to control larger positions with a fraction of the capital. It is imperative for traders to select a reputable and regulated broker, as regulation ensures the broker operates with transparency and adheres to industry standards, safeguarding the interests of the traders. In summary, a Forex broker serves as a gateway for individual traders to access and participate in the dynamic and complex world of foreign exchange trading.

Most quality Forex brokers will provide 24-hour customer service, due to the fact the Forex market operates 24-hours.



THE CALCULUS


The Calculus algorithm is the cream of the crop among our three options. It's a sophisticated, no-nonsense software that takes into account the latest news events, strategically choosing when to seize trading opportunities or steer clear of uncertain times. It specializes in handling three specific currency pairs with a low Average True Range (ATR), a feature that might seem unassuming but is actually a secret weapon for minimizing potential losses. In other words, it's the smart choice for risk-averse traders looking to keep their drawdown at bay. Choose The Calculus for trading with precision and peace of mind.

Please complete the direct debit mandate here:
<https://pay.gocardless.com/AL00150MNFF81V>
before you continue

A minimum deposit of 1000 is required to ensure that the algorithms can perform at an optimised level. This will also increase your potential profits.

SIGNING UP WITH OUR PARTNERED BROKER


IC Markets Global



Click the following link

<https://www.icmarkets.com/global/en/forex-trading-platform-metatrader/metatrader-4/?camp=72285>

or click on the link in the footer to register with our partner brokers.



You will then be taken to the open account page.



Trade on the award-winning IC Markets Global MetaTrader 4 platform

IC Markets Global offers its clients the opportunity to trade on the award-winning MetaTrader 4 platform. It is undoubtedly the world's most popular trading platform for forex traders due to its ease of use, feature rich environment and automated trading ability.


It has grown from a trading platform to a global community where trader's demands are met by technology provider's innovations. IC Markets Global has partnerships with many of these technology providers and is proud to offer you the next generation MetaTrader 4 platform, designed to take your trading to the next level.

Both IC Markets Global Standard and Raw Spread accounts are available on the MetaTrader 4 trading platform.

[Open Account](#)

System Requirements The MetaTrader 4 Client Terminal requires Windows 7 or higher. It is also possible to run this software on a Mac OSx.





After clicking **OPEN ACCOUNT** button shown above, this will take you to a page to fill in your personal details

Click on the Individual Account Application button.

In the field **Introducing Broker**, please fill in the code: **72285**

iC Markets Global
Global Markets at Your Fingertips

- 1 Your personal details modify
- 2 **Tell us more about yourself**
- 3 Trading account configuration
- 4 Review
- 5 Declaration
- Open account and start trading

Tell us more about yourself

Choose your account type

Individual Joint Corporate

Islamic Account

By ticking this box you acknowledge and agree that you have read and understood the Islamic Account [Terms and Conditions](#)


Date of Birth

Day _____ Month _____ Year _____

Address _____ Can't find your address?

I was referred by an Introducing Broker

REFERENCE ID
72285



When configuring your account on IC Markets the platform you need to select **Metatrader4**, the account type to select is Raw Spread and your required currency.

IC Markets Global

Quickstart Trading Platforms More

Client Login

Open Live Account

IC Markets Global
Global Markets at Your Fingertips

1 Your personal details
2 Tell us more about yourself
3 Trading account configuration
4 Review
5 Declaration

Configure your trading account

Choose trading platform

MetaTrader 5
MetaTrader 4
cTRADER


Choose account type

Standard Account
Raw Spread

Select account base currency

GBP

Hi!
How can I help you?



The next step of your registration is the suitability test. The suitability test is shown here, **be sure to read through them.**

IC Markets

EN

Verify your account

Accounts

Deposit

Withdraw

Transfer

Trades

Partners

VPS

Trading tools

IC Social

Trade investigation form

Legal documents

Contact us

Live Chat

ADDITIONAL INFORMATION

Trading Knowledge and Experience

I have experience trading Forex, Contracts for Difference (CFDs) or other Derivative Products

Yes No

What is your forex trading experience?

Beginner Intermediate Advanced

Derivative products are suitable as part of my investment objectives and risk appetite therefore, I am able to assess the risk involved in trading them, including the possibility of losing all of my invested capital


Yes No

I have experience and/or qualifications relevant to financial services that help me understand the risks associated with using your services and trading derivative products

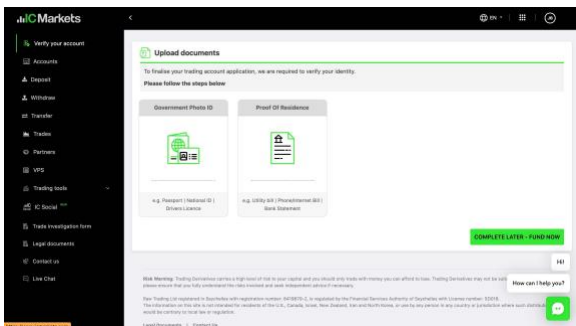

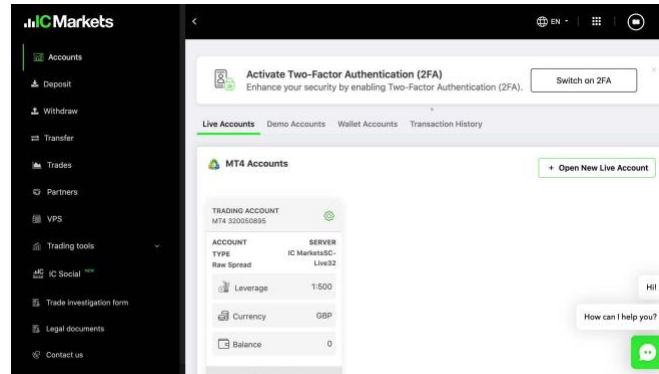
Yes No

Previous

How can I help you?



Once you have entered your personal details you will be able to access your **Client area** on IC Markets, as shown below.



The final stage of the registration is to upload your documents. To do this click the profile tab at the top right of the page and select **'upload document'** and follow the directions on the screen.

Please ensure that you have your identification documents ready

As part of our anti-money laundering requirements you are required to provide us with your identification. Once you activate your secure client area you will be asked to upload your identification documents.

Please ensure to provide a copy of your **Photo ID** and your **Proof of Residence**.

Accepted forms of **Photo ID** are:

- National Identification card
- Passport
- Driver's License

All photo IDs must show your full name, date of birth and issue and/or expiry date. Photo ID MUST be a clear and a valid copy.


Accepted forms of **Proof of Residence** are:

- Utility Bill, Phone Bill, Bank Statement, Internet Bill etc.
- Bank Statement

OR


- A Photo ID with the address visible.

CLICK HERE AND FOLLOW THE STEPS TO ENSURE YOUR SETUP IS ALL IN ORDER



After completing your registration to the broker and opening your account you will be sent an email (see below). This email will contain your trading account details, which will need to be forwarded onto the **support@aifxl.com** email address. This will allow you to be setup on our **Trader Copier Services**.

The screenshot shows an email interface with a dark header. On the left, there is a 'LIVE CHAT' button with a speech bubble icon. On the right, there is a 'CONTACT' button with a telephone icon. The main header of the email reads 'IC Markets Global' in green and white. Below the header is a white content area. At the top of this area is a green envelope icon. The subject line is 'MT4 Live Account Details'. The salutation is 'Dear [Name]'. The main body text states: 'Your live trading account has been created on our trading server. You can log into your account using the details below.' This is followed by a section titled 'Live trading account login details:' which lists: 'Trading Platform: MT4', 'Login: 327552995', 'Password: v8', and 'Server: ICMarketsSC-LI'. Below this, there is a paragraph: 'Alternatively, you can view your live trading account login details from inside your secure client area. Simply select on the 'Platform Credentials' tab under the 'Accounts' section or click on the link below:' followed by a blue underlined link: '[Platform Credentials](#)'.



If you have a live account it is advisable to deposit a minimum of 1000 EUR/GBP/USD/depending on the algo you have chosen.

DOWNLOADING THE MT4 APP ON YOUR DEVICE

Download the Metatrader 4 (MT4) App (with the icon shown below). Once downloaded, input your server and account details that were sent to you in the email above. This will allow you to keep track of your account at the click of a button, alternatively you can navigate to your broker webpage and **login with your credentials**.



[DOWNLOAD APP](#)

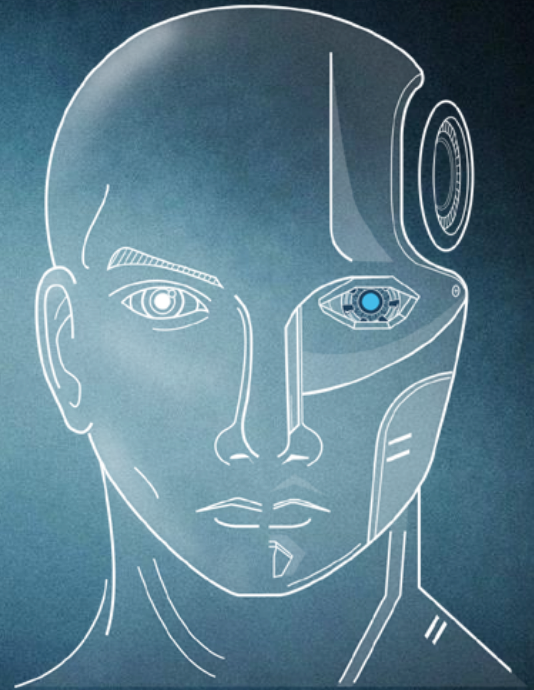


Thank you for taking your
time to read this guide

If you require any assistance or further
information please do not hesitate to
contact us

0333 335 5565

info@aifxl.com



We wish you all the best
on your investment journey!

