

INVESTMENT SERVICES

SETUP GUIDE

You don't have to tackle forex trading alone. Leave the heavy lifting to us and our robots as we grow your account.

Select one or more of our copier services you'd like to copy. We will connect your account, monitor it and you can watch it grow!



WHAT IS A FOREX BROKER?

A Forex broker is a financial entity that plays a pivotal role in connecting individual traders to the expansive foreign exchange market. In essence, it serves as an intermediary, allowing retail traders to participate in currency trading without direct access to the interbank market where major financial institutions conduct their transactions. Forex brokers offer online trading platforms through which individuals can buy or sell currency pairs, engaging in speculation on the rise or fall of exchange rates. These platforms come equipped with various tools and features, including charts, technical analysis indicators, and economic calendars, aiding traders in making informed decisions. Additionally, brokers often provide leverage, allowing traders to control larger positions with a fraction of the capital. It is imperative for traders to select a reputable and regulated broker, as regulation ensures the broker operates with transparency and adheres to industry standards, safeguarding the interests of the traders. In summary, a Forex broker serves as a gateway for individual traders to access and participate in the dynamic and complex world of foreign exchange trading.

Most quality Forex brokers will provide 24-hour customer service, due to the fact the Forex market operates 24-hours.




THE CALCULUS

The Calculus algorithm is the cream of the crop among our three options. It's a sophisticated, no-nonsense software that takes into account the latest news events, strategically choosing when to seize trading opportunities or steer clear of uncertain times. It specializes in handling three specific currency pairs with a low Average True Range (ATR), a feature that might seem unassuming but is actually a secret weapon for minimizing potential losses. In other words, it's the smart choice for risk-averse traders looking to keep their drawdown at bay. Choose The Calculus for trading with precision and peace of mind.

Please complete the direct debit mandate here:
<https://pay.gocardless.com/AL00150MNFF81V>
before you continue

A minimum deposit of 1000 is required to ensure that the algorithms can perform at an optimised level. This will also increase your potential profits.


SIGNING UP WITH OUR PARTNERED BROKER



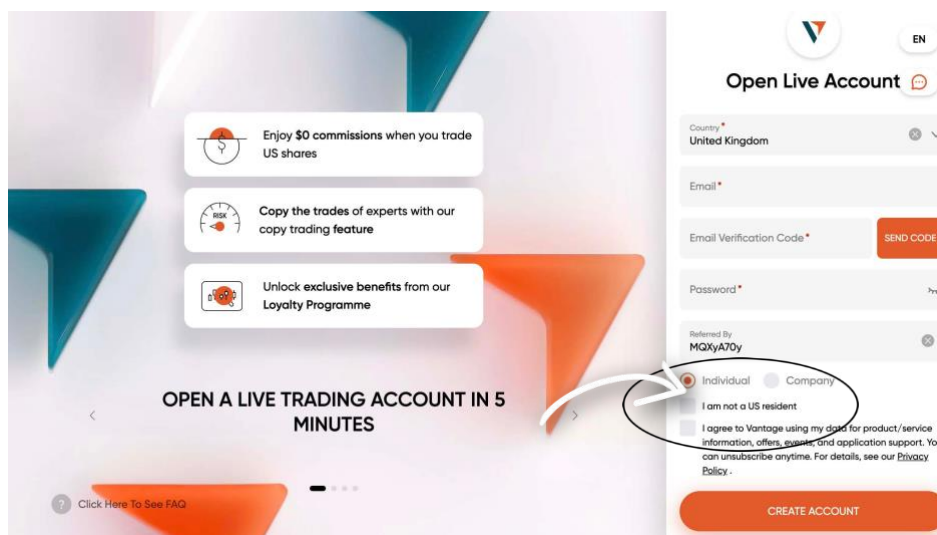
Click the following link


<https://www.vantagemarkets.com/en/open-live-account/?affid=NTEwMzgwMDMz>

or click on the link in the footer to register with our partner brokers.



You will then be taken to the open account page. Click on the **Individual Account Application** button. In the field **Referred By**, please fill in the code: **MQXyA70y** Or **510380033** You will then be sent a verification code via email.





After clicking the **CREATE ACCOUNT** button shown above, this will take you to a page to fill in your personal details, as seen below

Account Opening
Personal Details

* First Name * Last Name

* Gender
 Male Female


* Date Of Birth
Day Month Year

* Phone Number
44

* Country of main residency

* Nationality

Next



When configuring your account on the vantage platform you need to select **Metatrader4**, the account type to select is **STANDARD**STP and your desired currency


Account Opening
Account Configuration

1. Choose Trading Platform
 MetaTrader 5 **MetaTrader 4**

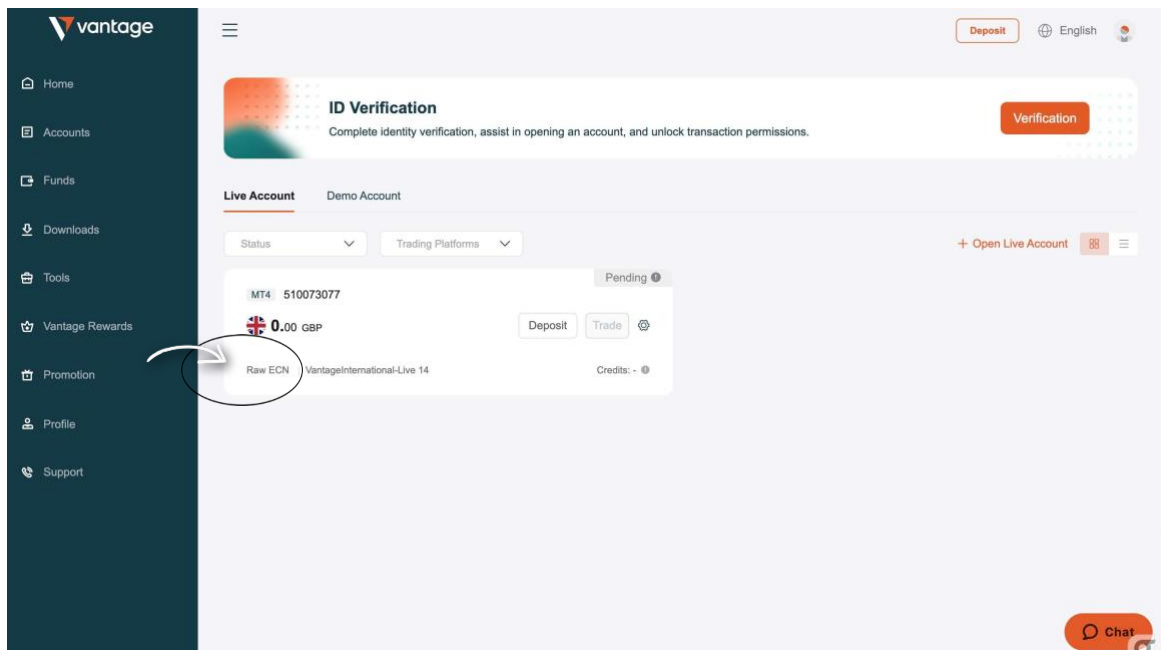

2. Choose Account Type
 STANDARD RAW SWAP-FREE


3. Choose Account Currency
 GBP USD CAD AUD EUR
 SGD NZD HKD JPY

I have read and agreed to the **Terms and Conditions**
Please agree the Terms and Conditions.

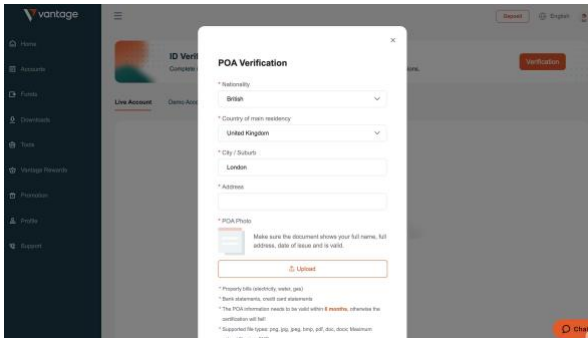



Once you have entered your personal details, you will be able to access your **Client Portal** on Vantage as shown below.

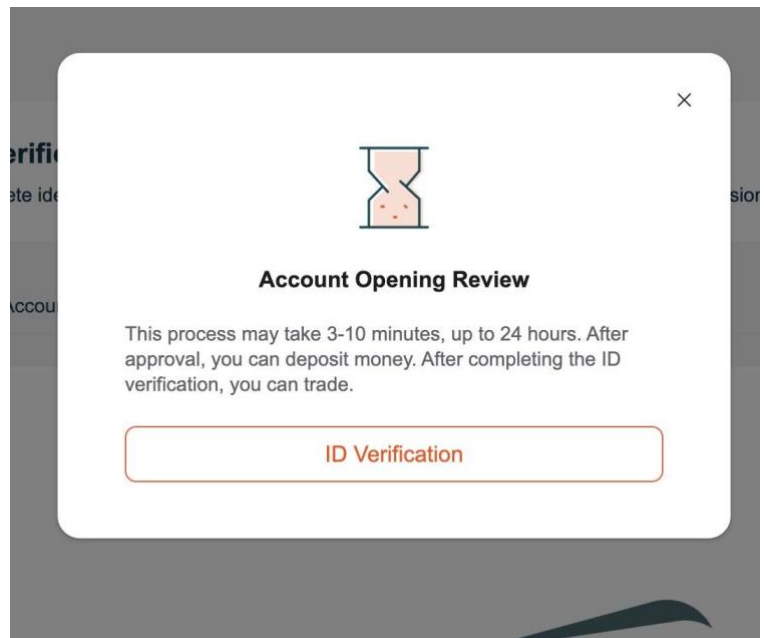






You will then receive an email with an agreement for you to accept. **Please read through it thoroughly.**





The final stage of the registration is to upload your documents. To do this click the profile tab at the top right of the page and select **VERIFY** you will then follow the directions on the screen



CLICK HERE AND FOLLOW THE STEPS TO ENSURE YOUR SETUP IS ALL IN ORDER



After completing your registration to the broker and opening your account you will be sent an email (see below). This email will contain your trading account details, which will need to be forwarded onto the **support@aifxl.com** email address. This will allow you to be setup on our **Trader Copier Services**.



If you have a live account it is advisable to deposit a minimum of 1000 EUR/GBP/USD/depending on the algo you have chosen.

Once you have submitted the documents and account details to support@aifxl.com you will receive an email confirming that your account is activated.

Congratulations! You officially have an account ready for trading!

DOWNLOADING THE **MT4 APP ON YOUR DEVICE**

Download the Metatrader 4 (MT4) App (with the icon shown below). Once downloaded, input your server and account details that were sent to you in the email above. This will allow you to keep track of your account at the click of a button, alternatively you can navigate to your broker webpage and **login with your credentials**.



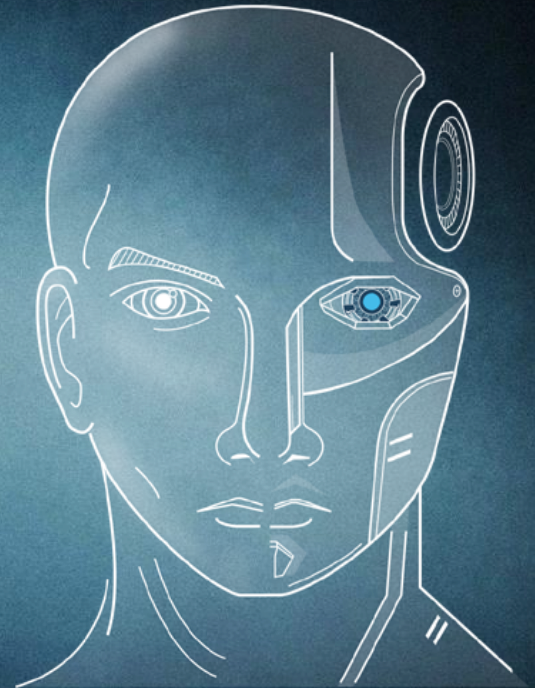
DOWNLOAD APP

Thank you for taking your
time to read this guide

If you require any assistance or further
information please do not hesitate to
contact us

0333 335 5565

info@aifxl.com



We wish you all the best
on your investment journey!